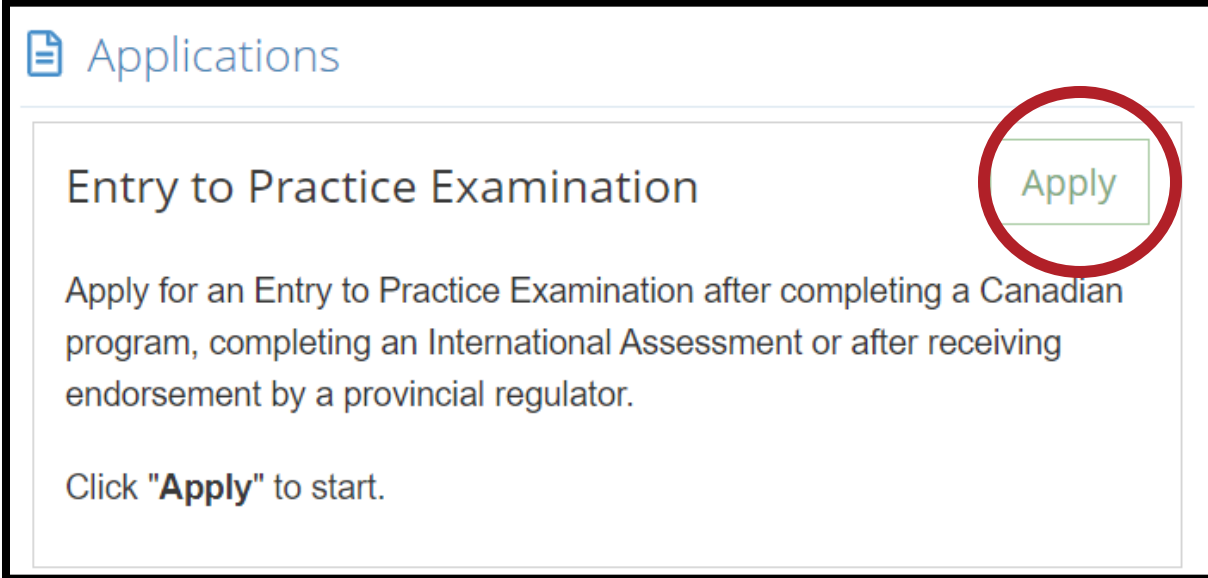



Examination Application Instructions

Welcome to COPR's Applicant Portal

powered by Alinity™

When logged in to the applicant portal, click **Apply** on the **Entry to Practice Examination** tab.



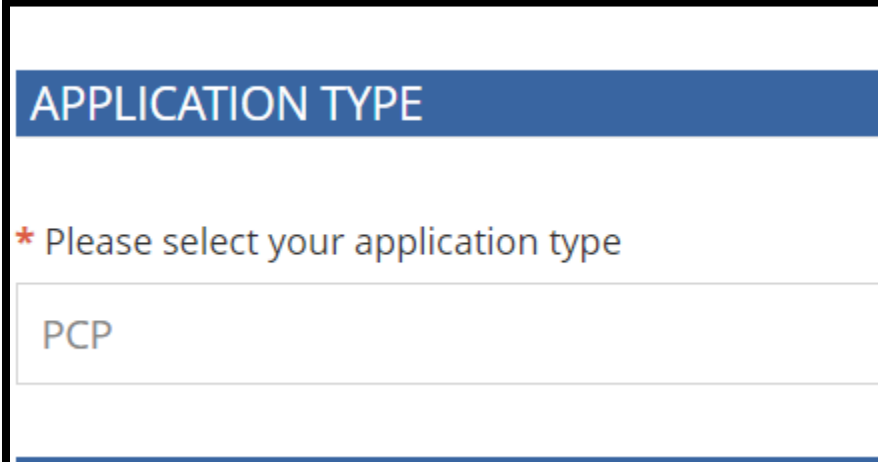
 Applications

Entry to Practice Examination

Apply for an Entry to Practice Examination after completing a Canadian program, completing an International Assessment or after receiving endorsement by a provincial regulator.

Click "**Apply**" to start.

Review the instructions. Select the application / Examination type (EMR, PCP, ACP). Select the appropriate exam version (**NOCP** or **CPCF**).



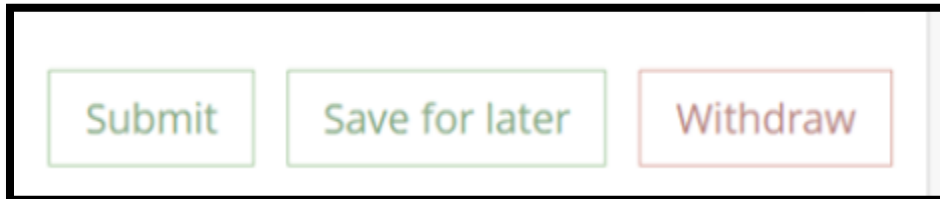
APPLICATION TYPE

* Please select your application type

PCP

Proceed with the application.

- **Click Save for Later to exit and return to your application later.**
- **Click Withdraw to cancel your application before submitting.**
- **Click Submit when your application is complete.**



Pay the invoice using a credit card.


From The Canadian Organization of Paramedic Regulators #205-3775 Pasqua Street, Regina SK S4S 6W8	To Applicant, Test 12 My Street Regina, Saskatchewan S0J 2E3
--	---

Description		Total
Administration Fee		\$150.00
PCP Examination Fee		\$500.00
	Subtotal	\$650.00
	GST	\$32.50
	Total due	\$682.50

[Download receipt](#) [Pay](#)

Applications are not fully submitted and will not be reviewed until the invoice is paid.




Your Application is submitted and invoice is paid. Your application is ready for review.

 [Open Application](#)

Entry to Practice Examination [View](#)

Status: Submitted Last updated: 06-Mar-2024

Requirements



	Requirement		Cleared	
	Invoice		06-Mar-2024	

An unpaid invoice is displayed on the Applicant portal home page. The invoice requirement is displayed on the examination application.


Entry to Practice Examination [View](#)


Status: Submitted Last updated: 06-Mar-2024

Requirements

	Requirement		Cleared	
<input type="radio"/>	Invoice		-	

No announcements

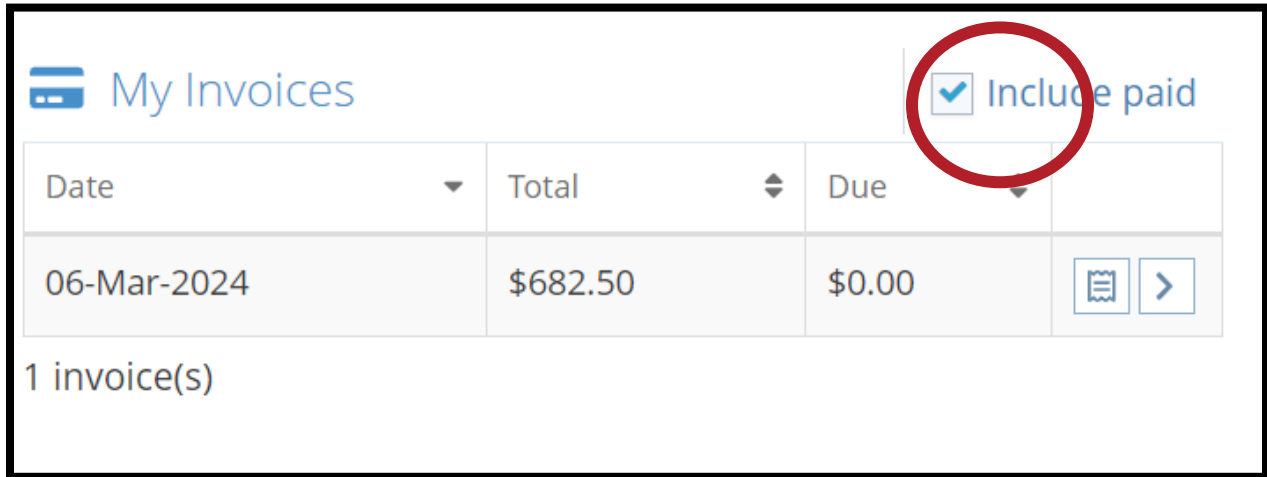
 **My Invoices** Include paid

Date	Total	Due	
06-Mar-2024	\$682.50	\$682.50	

1 invoice(s)

PAID RECEIPTS

To access a copy of the paid receipt, check Include Paid under My Invoices



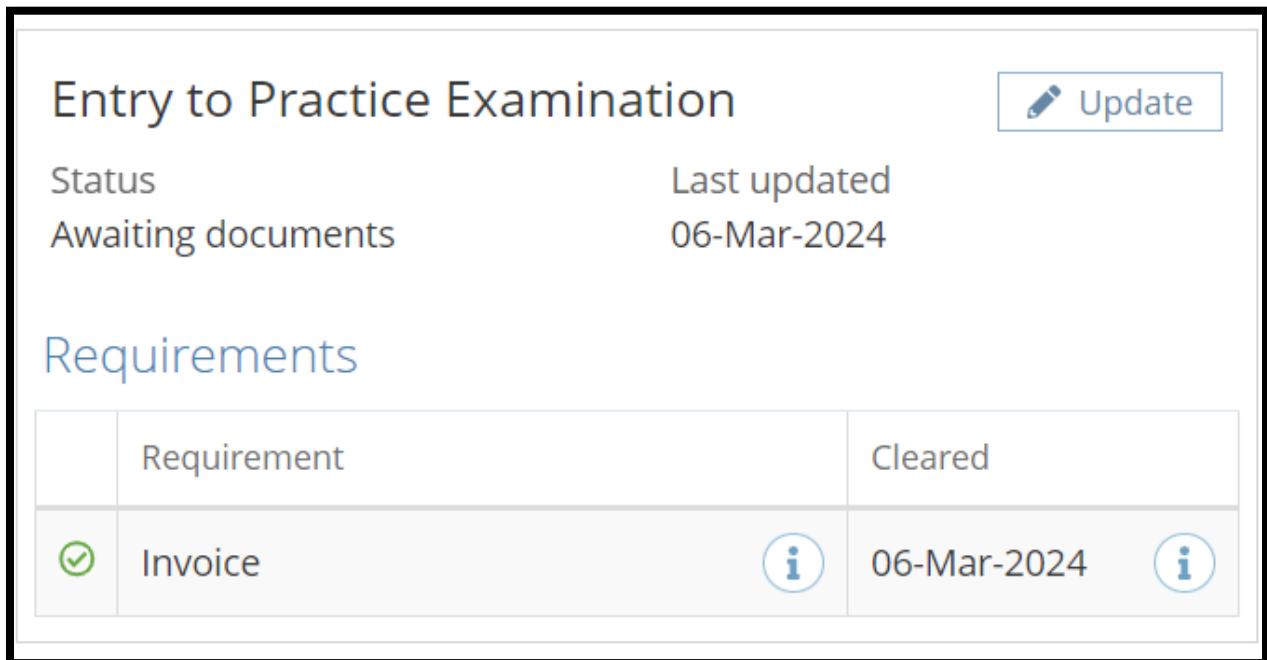
The screenshot shows the 'My Invoices' section of a web application. At the top right, there is a checkbox labeled 'Include paid' which is checked and circled in red. Below this is a table with columns for Date, Total, and Due. A single invoice is listed for 06-Mar-2024 with a total of \$682.50 and a due amount of \$0.00. Below the table, it says '1 invoice(s)'. There are also icons for a receipt and a right arrow next to the invoice row.

Date	Total	Due
06-Mar-2024	\$682.50	\$0.00

1 invoice(s)

DOCUMENTATION REQUIRED

The status will display Awaiting Documents if you need to submit documentation, such as a certificate or transcript. Click Update to access the application.



The screenshot shows the 'Entry to Practice Examination' status page. At the top right, there is an 'Update' button. Below the title, the status is 'Awaiting documents' and the last updated date is '06-Mar-2024'. Under the 'Requirements' section, there is a table with columns for Requirement and Cleared. One requirement, 'Invoice', is listed as cleared on 06-Mar-2024. There are information icons next to the requirement and the cleared date.

Entry to Practice Examination [Update](#)


Status: Awaiting documents Last updated: 06-Mar-2024

Requirements


Requirement	Cleared
<input checked="" type="checkbox"/> Invoice i	06-Mar-2024 i

Return to the Education section and upload documentation.

Proof of completion


 Click here to upload a document

If COPR staff requests additional documentation or information, a comment will be added to your application.

Entry to Practice Examination  Update

Status	Last updated
Returned For updates	06-Mar-2024

When your application is fully approved with all documentation received, it will display as completed.

 Completed Applications

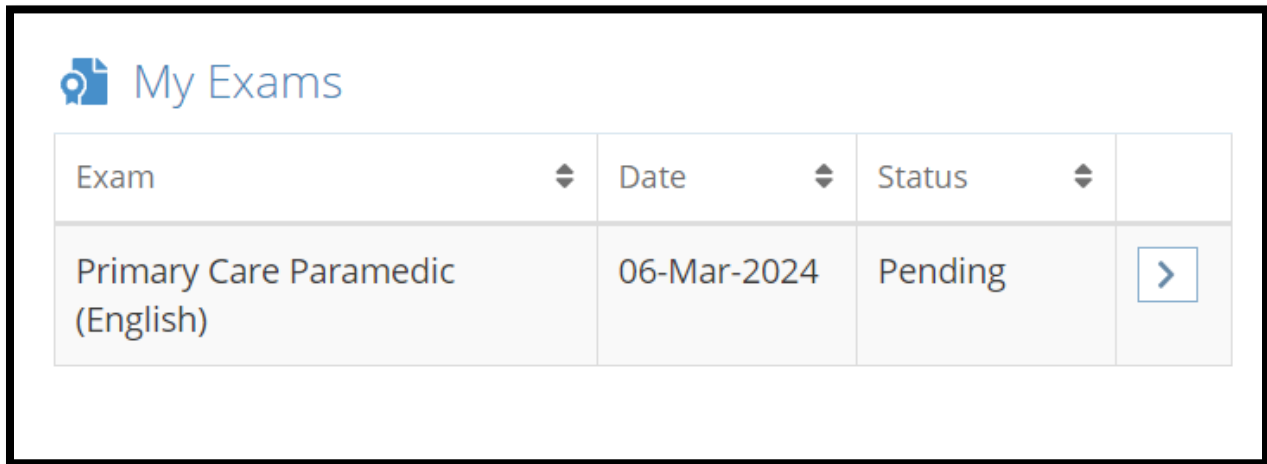
Entry to Practice Examination (PCP)

Effective
06-Mar-2024

When your application is approved or conditionally approved while waiting for documentation, your examination will be displayed as Pending.

The status will remain pending until the exam is complete and the results are released.

Pending Exam (NOCP version)



The screenshot shows a user interface titled "My Exams" with a document icon. Below the title is a table with four columns: Exam, Date, Status, and an empty column. The first row of data shows "Primary Care Paramedic (English)" in the Exam column, "06-Mar-2024" in the Date column, "Pending" in the Status column, and a blue arrow icon in the empty column.

Exam	Date	Status	
Primary Care Paramedic (English)	06-Mar-2024	Pending	>

Pending Exam (CPCF version)



The screenshot shows a user interface titled "My Exams" with a document icon. Below the title is a table with four columns: Exam, Date, Status, and an empty column. The first row of data shows "Emergency Medical Responder EN CPCF" in the Exam column, "30-Jul-2025" in the Date column, "Pending" in the Status column, and a blue arrow icon in the empty column.

Exam	Date	Status	
Emergency Medical Responder EN CPCF	30-Jul-2025	Pending	>

If you are registered in the CPCF version of the exam, it will display CPCF at the end of the exam name.